

How to rent my holiday home through Tripadvisor / Holiday Lettings

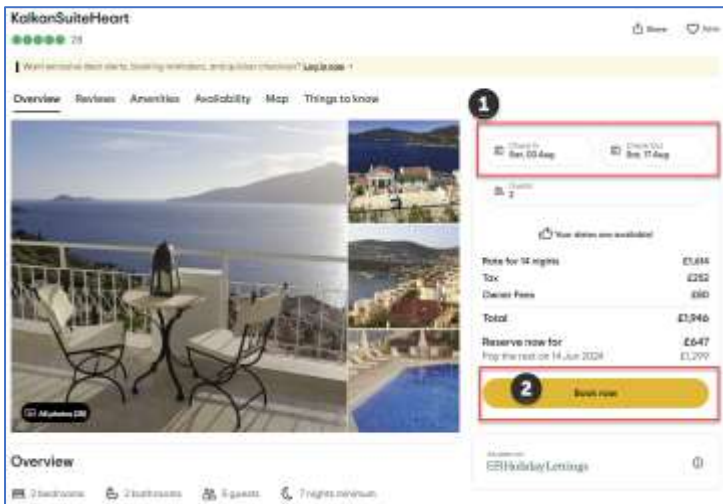
Find the Advert on Trip Advisor

- Copy and paste the below URL into your browser address bar: -

https://www.tripadvisor.co.uk/VacationRentalReview-g297964-d1943615-No1_Komurluk_Apartments_Kalkan-Kalkan_Turkish_Mediterranean_Coast.html

Complete your Dates and click on Book Now

- Complete Check-in and Check-out dates.



- Click on the 'Book Now' button.

Notes:

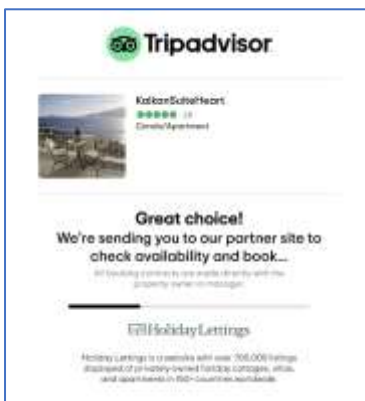
Clicking on Book Now does not commit you to a booking.

The ad mentions Holiday Lettings. This is where my ad is hosted.

Prices shown are approximate and may change once through to the Holiday Lettings website.

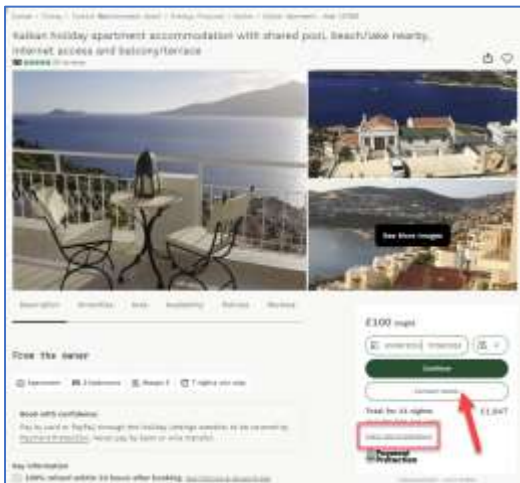
You are then taken to the partner site Holiday Lettings.

This is where my ad is hosted.



How to rent my holiday home through Tripadvisor / Holiday Lettings

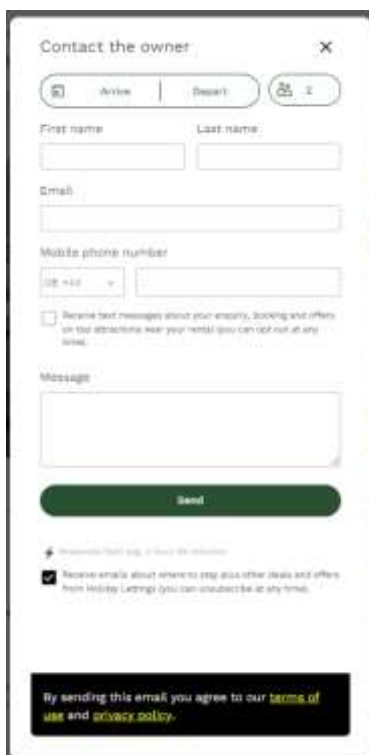
Holiday Lettings Site



- Click on View rate breakdown, and then click on the Contact Owner button, or



- Click on the Contact Owner button, from the main screen.
- Complete the Contact the Owner form and click on Send.



Notes:

Although you provide your email and phone number, the owner does not get to see your contact details.

After you send your first message to the owner, a Rental Inbox is created on your Tripadvisor account and this is how you must communicate with the owner.

The Tripadvisor system does not permit the exchange of contact information between the enquirer and the owner until a booking has been finalised.

IMPORTANT: *If you, or the owner, enter any contact information in your messages, such as email or phone number, the message will appear to get sent but will not be received by the recipient.*

After you make the first payment in respect of your booking, you'll be able to see the owner's contact information.

- The owner is sent a text notification from Tripadvisor and can then respond to you using the Tripadvisor Inbox. Remember not to exchange contact details when sending messages.